

Preliminary programme



ITALIAN ACADEMY OF  
OSSEOINTEGRATION

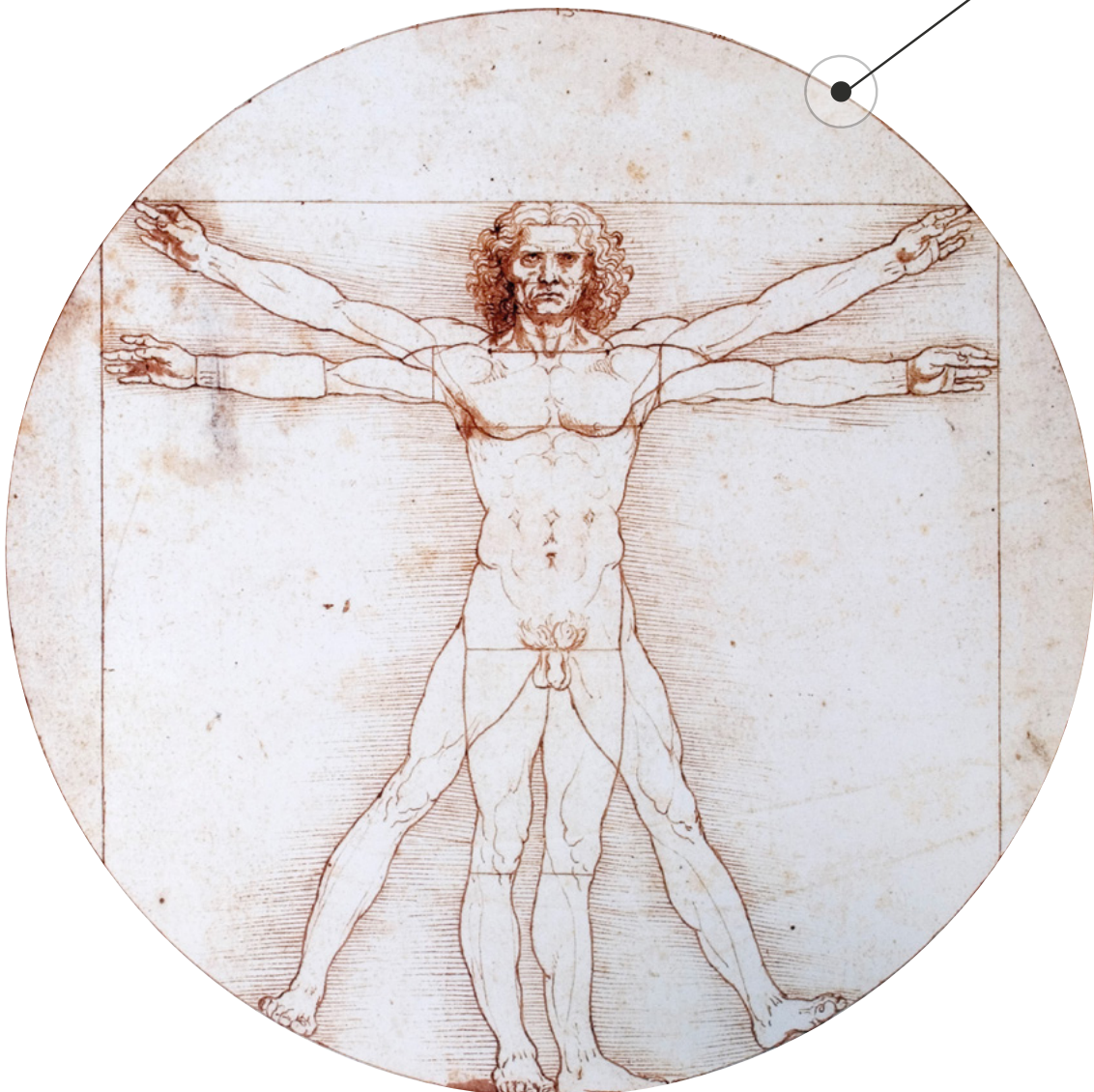
EAO)))  
EUROPEAN ASSOCIATION  
FOR OSSEOINTEGRATION

SlP  
Società Italiana  
di Parodontologia e Implantologia

Joint Meeting

# MILAN

## DETAILS MAKE PERFECTION



Chairs  
**Luca Cordaro** EAO  
**Massimo Simion** IAO  
**Francesco Cairo** SlDP

Co-chairs  
**Isabella Rocchietta** EAO  
**Giovanni Zucchelli** IAO  
**Nicola Sforza** SlDP

[congress.eao.org](http://congress.eao.org)

**24 > 26 Oct. 2024**

# 80 SPEAKERS 16 COUNTRIES

MEET EXPERTS FROM EVERY  
CORNER OF THE WORLD



**Gil Alcoforado** (Portugal)  
**Bilal Al-Nawas** (Germany)  
**Sofia Arca** (France)  
**Wael Att** (USA)  
**Gustavo Avila** (Spain)  
**Kathrin Becker** (Germany)  
**Anne Benhamou** (France)  
**Juan Blanco** (Spain)  
**Dieter Bosshardt** (Switzerland)  
**Daniel Buser** (Switzerland)  
**(Francesco Cairo** (Italy)  
**João Caramês** (Portugal)  
**Paolo Casentini** (Italy)  
**Raffaele Cavalcanti** (Italy)  
**Tali Chackartchi** (Israel)  
**Vivianne Chappuis** (Switzerland)  
**Konstantinos Chochlidakis** (USA)  
**Renato Cocconi** (Italy)  
**Luca Cordaro** (Italy)  
**Luca De Stavola** (Italy)  
**Egon Euwe** (Italy)  
**Vincent Fehmer** (Switzerland)  
**Alberto Fonzar** (Italy)  
**Helena Francisco** (Portugal)  
**Lukas Fürhauser** (Austria)  
**German Gallucci** (USA)  
**Oscar González Martín** (Spain)  
**Dominik Gross** (Germany)  
**Robert Haas** (Austria)  
**Federico Hernández Alfaro** (Spain)  
**Alexis Ioannidis** (Switzerland)  
**Ronald Jung** (Switzerland)  
**France Lambert** (Belgium)  
**Luca Landi** (Italy)  
**Chris Laspos** (Cyprus)  
**Robert Levine** (USA)  
**Georg Mailath-Pokorny Jr.** (Austria)  
**Silvia Masiero** (Italy)  
**Iva Milinkovic** (Serbia)  
**Carlo Monaco** (Italy)  
**Jose Nart** (Spain)  
**José Manuel Navarro** (Spain)  
**Katja Nelson** (Germany)  
**Manuel Nienkemper** (Germany)  
**David Nisand** (France)  
**Lucrezia Paterno Holtzman** (Italy)  
**Michael Payer** (Austria)  
**Sergio Piano** (Italy)  
**Bjarni Pjetursson** (Iceland)  
**Sven Reich** (Germany)  
**Alexandra Rendón** (Mexico)  
**Isabella Rocchietta** (Italy)  
**Giuseppe Romeo** (Italy)  
**Irena Sailer** (Switzerland)  
**Mariano Sanz** (Spain)  
**Ignacio Sanz Sánchez** (Spain)  
**Frank Schwarz** (Germany)  
**Shakeel Shahdad** (UK)  
**Alberto Sicilia** (Spain)  
**Massimo Simion** (Italy)  
**Ralf Smeets** (Germany)  
**Nuno Sousa Dias** (Portugal)  
**Benedikt Spies** (Germany)  
**Thomas Starch-Jensen** (Denmark)  
**Bogna Stawarczyk** (Germany)  
**Martina Stefanini** (Italy)  
**Simon Storgård Jensen** (Denmark)  
**Hendrik Terheyden** (Germany)  
**Tiziano Testori** (Italy)  
**Daniel Thoma** (Switzerland)  
**Ana Torres** (Spain)  
**Piero Venezia** (Italy)  
**Lukas Waltenberger** (Germany)  
**Hom-Lay Wang** (USA)  
**Stefan Wolfart** (Germany)  
**Giovanni Zucchelli** (Italy)  
**Otto Zuhr** (Germany)



# Welcome to Milan

The European Association for Osseointegration is delighted to announce that its 2024 annual congress will be held in Milan from 24 to 26 October 2024.

The theme will be **Details make perfection.**

The scientific committee has put together an inspiring programme structured around three daily themes. These will focus on 'The fundamentals', 'State of the art – certainties' and 'Beyond the limits'. As always, the congress will bring together experts to debate the latest evidence-based practice, with a strong focus on take-home techniques for daily use in your clinic.

The meeting will continue the EAO's tradition of partnering with respected local associations, and will share the stage with the Italian Academy for Osseointegration (IAO) and the Italian Society of Periodontology (SIdP). Their well-respected scientific and professional perspectives will form an important additional element of the meeting.

This will be the EAO's second visit to Italy in a decade following its 2014 congress in Rome. We are looking forward to welcoming you to modern and lively Milan, which offers unique opportunities both socially and culturally.

There are so many reasons to attend this meeting. It will combine a unique mixture of cutting-edge presentations and opportunities to network with distinguished colleagues, while spending time in a beautiful European city. Most importantly, the programme is top-notch, and the speaker line-up represents the best professionals in the field of implant dentistry and related specialities.

On behalf of the EAO, the IAO and the SIdP, we look forward to seeing you in Milan.

## IAO-EAO-SIdP joint meeting 2024 Scientific Committee

### CHAIRS

Luca Cordaro (EAO)  
Massimo Simion (IAO)  
Francesco Cairo (SIdP)

### CO-CHAIRS

Isabella Rocchietta (EAO)  
Giovanni Zucchelli (IAO)  
Luca Landi (SIdP)

### MEMBERS

Kathrin Becker (Germany)  
Tali Chackartchi (Israel)  
Oscar González Martín (Spain)  
Robert Haas (Austria)  
Ronald Jung (Switzerland)  
Katja Nelson (Germany)  
Shakeel Shahdad (United Kingdom)  
Simon Storgård Jensen (Denmark)  
Stefan Wolfart (Germany)



**Massimo  
Simion**  
IAO



**Luca  
Cordaro**  
EAO



**Francesco  
Cairo**  
SIdP



**Giovanni  
Zucchelli**  
IAO



**Isabella  
Rocchietta**  
EAO

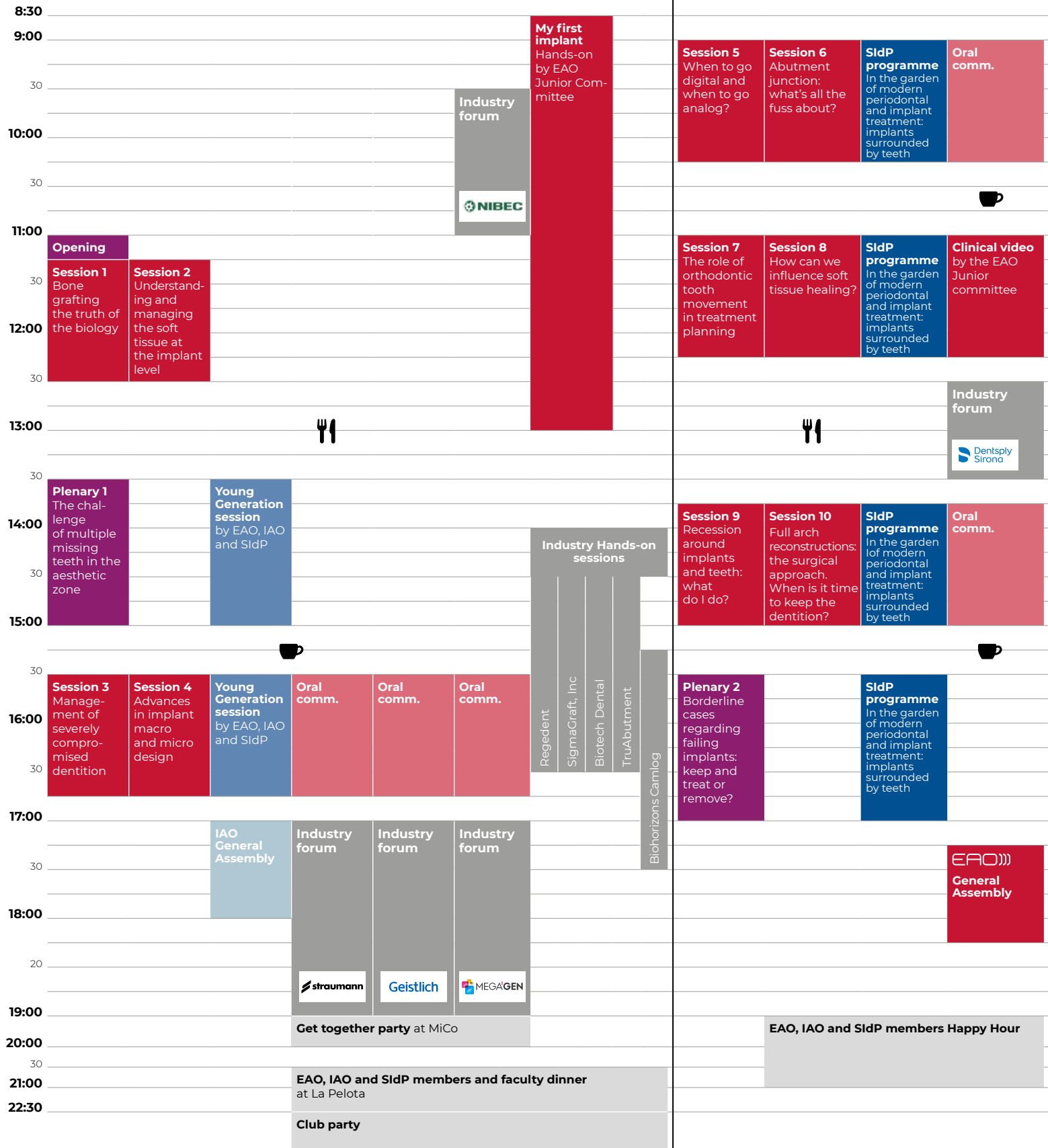



**Luca  
Landi**  
SIdP


# Programme overview

**Thursday 24<sup>th</sup> October**  
**The fundamentals**

**Friday 25<sup>th</sup>**  
**State of art -**












 = All sessions will be held in English and translated through AI into 50+ languages.

 = Sessions held in Italian (translation through AI available)

## October certainties

## Saturday 26<sup>th</sup> October Beyond the limits

<b>IAO programme</b> Implant "r"evolution: the synergy between soft-hard tissue management and restorative therapy			<b>Oral comm.</b>			<b>Industry Hands-on sessions</b> Dentsply Sirona Nobel Biocare Biohorizons Camlog Geistlich IRES Meisinger Purgo			<b>Session 11</b> Beyond the limits of reosseointegration		<b>Session 12</b> Beyond the limits of prosthetic materials		<b>Oral comm.</b>		<b>Oral comm.</b>		<b>IAO &amp; SidP joint programme for dental hygienists</b> 		<b>Industry Hands-on sessions</b> Oxy Implant Nobel Biocare SDS Swiss Dental Solutions Osstem Implant Apollo Implant Components Dentium Biotech Dental			9:00
<b>IAO programme</b> Implant "r"evolution: the synergy between soft-hard tissue management and restorative therapy			<b>Industry forum</b>  						<b>Session 13</b> Beyond the limits of digital technologies		<b>Session 14</b> Beyond the limits of hard and soft tissue augmentation		<b>Oral comm.</b>		<b>Oral comm.</b>		<b>IAO &amp; SidP joint programme for dental hygienists</b> 					10:00
<b>IAO programme</b> Implant "r"evolution: the synergy between soft-hard tissue management and restorative therapy			<b>Industry forum</b> 						<b>Awards</b> <b>Plenary 3</b> Live fully robotic/digital pathway of treatment: from diagnostics to prosthodontics		<b>IAO &amp; SidP joint programme for dental hygienists</b> 					11:00						
<b>IAO programme</b> Implant "r"evolution: the synergy between soft-hard tissue management and restorative therapy			<b>Industry Hands-on sessions</b> Dentsply Sirona Nobel Biocare Geistlich Dentium Meisinger Global D															12:00				
<b>IAO programme</b> Implant "r"evolution: the synergy between soft-hard tissue management and restorative therapy																		13:00				
<b>IAO programme</b> Implant "r"evolution: the synergy between soft-hard tissue management and restorative therapy																		14:00				
<b>IAO programme</b> Implant "r"evolution: the synergy between soft-hard tissue management and restorative therapy																		15:00				
<b>IAO programme</b> Implant "r"evolution: the synergy between soft-hard tissue management and restorative therapy																		16:00				
<b>IAO programme</b> Implant "r"evolution: the synergy between soft-hard tissue management and restorative therapy																		17:00				
<b>IAO programme</b> Implant "r"evolution: the synergy between soft-hard tissue management and restorative therapy																		18:00				
<b>IAO programme</b> Implant "r"evolution: the synergy between soft-hard tissue management and restorative therapy																		19:00				
<b>IAO programme</b> Implant "r"evolution: the synergy between soft-hard tissue management and restorative therapy																		20:00				
<b>IAO programme</b> Implant "r"evolution: the synergy between soft-hard tissue management and restorative therapy																		21:00				
<b>IAO programme</b> Implant "r"evolution: the synergy between soft-hard tissue management and restorative therapy																		22:30				

# Scientific programme

## Thursday 24<sup>th</sup> October

### THE FUNDAMENTALS

✓ **8:30 - 13:00**

EAO JUNIOR COMMITTEE HANDS-ON WORKSHOP

#### My first implant

CHAIRS

Marianzela Alexopoulou (*Belgium*)  
João Pitta (*Switzerland*)

THEORETICAL PART

Osseointegration and factors influencing osseointegration, Implant surfaces

**Kathrin Becker** (*Germany*)

Implant characteristics

- Parallel wall vs conical
- Bone level vs tissue level
- Implant connections

**Lucrezia Paterno Holtzman** (*Italy*)

Treatment planning and management of complications

**Balazs Feher** (*Austria*)

Surgical aspects of implant placement

- Step by step (incisions, flap design, 3D position)

**Nikolay Makarov** (*Russia*)

Prosthetic rehabilitation of implants:

- Conventional tools / Digital tools
- Restorative materials

**Pavel Scarlat** (*Moldova*)

PRACTICAL PART

Hands-on exercises with pig jaws

**Participate in this optional session for only 100 €**

Limited seats available, register now at [congress.eao.org](http://congress.eao.org)

✓ **9:30 - 11:00** | **Industry forums** See page 12

✓ **11:15 - 12:30**

SESSION 1

#### Bone grafting the truth of the biology

CHAIRS

Simon Storgård Jensen (*Denmark*)  
Iva Milinkovic (*Serbia*)

Type of bone defects

**Hendrik Terheyden** (*Germany*)

Biomaterials and tissue reaction

**Dieter Bosshardt** (*Switzerland*)

Clinical indication for materials: blocks vs particulate grafts

**Thomas Starch-Jensen** (*Denmark*)

SESSION 2

#### Understanding and managing the soft tissue at the implant level

CHAIRS

Francesco Cairo (*Italy*)  
Silvia Masiero (*Italy*)

Can soft tissue be predictably manipulated for a long term stability?

**Raffaele Cavalcanti** (*Italy*)

Hybrid vs. non-hybrid design implants: Influence on peri-implant soft tissue health

**Daniel Buser** (*Switzerland*)

Pros: abutment design at the level of soft tissues

**Ana Torres** (*Spain*)

✓ **12:30 - 13:30** | **First-time attendees lunch at the MiCo**

✓ **13:30** -15:00

## The challenge of multiple missing teeth in the aesthetic zone

### CHAIRS

Massimo Simion (*Italy*)  
Irena Sailer (*Switzerland*)

—  
Luca De Stavola (*Italy*)  
Carlo Monaco (*Italy*)  
Anne Benhamou (*France*)

PLENARY 1

EAO  
EUROPEAN ASSOCIATION  
FOR OSSEointegration



SLP  
Special Interest  
in Periodontics + Implantology

YOUNG GENERATION SESSION  
by EAO, IAO and SIdP

**Leveling up implant dentistry: simplification through innovation**

✓ **14:00** -16:30 | **Industry hands-on sessions** See page 14

✓ **15:30** -16:45

### SESSION 3

## Management of severely compromised dentition

### CHAIRS

Helena Francisco (*Portugal*)  
Mariano Sanz (*Spain*)

—  
Immediate placement and loading

**João Caramês** (*Portugal*)

Saving the residual dentition

**Alberto Fonzar** (*Italy*)

Stage approach

**Konstantinos Chochlidakis** (*USA*)

### SESSION 4

## Advances in implant macro and micro design

### CHAIRS

Robert Haas (*Austria*)  
Lucrezia Paterno Holtzman (*Italy*)

—  
Macrodesign

**Robert Levine** (*USA*)

Microdesign

**Ralf Smeets** (*Germany*)

Ceramic implants

**Michael Payer** (*Austria*)

EAO  
EUROPEAN ASSOCIATION  
FOR OSSEointegration



SLP  
Special Interest  
in Periodontics + Implantology

YOUNG GENERATION SESSION  
by EAO, IAO and SIdP

**Leveling up implant dentistry: simplification through innovation**

✓ **17:00** -18:00 | **IAO General Assembly**

✓ **17:00** -19:00 | **Industry forums** See page 12

✓ **19:00** -20:00 | **Get together party at MiCo**

✓ **20:30** -22:30 | **EAO, IAO and SIdP members and faculty dinner at La Pelota**

✓ **22:30** | **Club party**



**Oral communications**



Submit your abstract before May 23<sup>rd</sup> at [congress.eao.org](http://congress.eao.org) to present your research to your peers during dedicated sessions.

# Friday 25<sup>th</sup> October

## STATE OF ART - CERTAINTIES

✓ 9:00 - 10:15

### SESSION 5

#### When to go digital and when to go analog?

##### CHAIRS

Oscar González Martín (Spain)  
Carlo Monaco (Italy)

Surgery perspective

**Gustavo Avila** (Spain)

Restorative perspective

**Lukas Waltenberger** (Germany)

Lab perspective

**Giuseppe Romeo** (Italy)

### SESSION 6

#### Abutment junction: what's all the fuss about?

##### CHAIRS

Shakeel Shahdad (UK)  
German Gallucci (USA)

One time abutment concept

**France Lambert** (Belgium)

Hybrid implant design to maintain peri-implant tissues

**Bjarni Pjetursson** (Iceland)

Loading protocols

**Paolo Casentini** (Italy)



SidP PROGRAMME

#### In the garden of modern Periodontal and Implant treatment: implants surrounded by teeth

Modern concepts of periodontitis and peri-implantitis

**Filippo Graziani** (Italy)

Not surgical treatment of periodontitis and peri-implantitis

**Luigi Nibali** (Italy)



IAO PROGRAMME

#### Implant "r"evolution: the synergy between soft-hard tissue management and restorative therapy

##### CHAIR

Luca De Stavola (Italy)

Soft tissue management around implants

**Massimo De Sanctis** (Italy)

Implant therapy in periodontal patient

**Giulio Rasperini** (Italy)

✓ 9:00 - 11:30 | Industry hands-on sessions See page 16

✓ 11:00 - 12:15

### SESSION 7

#### The role of orthodontic tooth movement in treatment planning

##### CHAIRS

Kathrin Becker (Germany)  
Nuno Sousa Dias (Portugal)

Interdisciplinary digital planning

**Renato Cocconi** (Italy)

Potential of aligners and its limitations

**Chris Laspos** (Cyprus)

Aesthetic solutions for complex cases using skeletal anchorage

**Manuel Nienkemper** (Germany)

### SESSION 8

#### How can we influence soft tissue healing?

##### CHAIRS

Ronald Jung (Switzerland)  
Martina Stefanini (Italy)

Surgical approach to improve soft tissue healing

**Otto Zuhr** (Germany)

Pharmacological (growth factors) approach to improve soft tissue healing

**Juan Blanco** (Spain)

Soft tissue augmentation materials

**Daniel Thoma** (Switzerland)



SidP PROGRAMME

#### In the garden of modern Periodontal and Implant treatment: implants surrounded by teeth

Live Surgery

**Mauro Merli** (Italy) from Rimini



IAO PROGRAMME

#### Implant "r"evolution: the synergy between soft-hard tissue management and restorative therapy

##### CHAIR

Luca De Stavola (Italy)

The regeneration of atrophic sites: planning and outcomes in the digital era

**Matteo Chiapasco** (Italy)

#### Clinical video competition

##### CHAIRS

Balazs Feher (Austria)  
Alfonso Gil (Spain)  
Viraj Patel (UK)

Submit a 7-minute video on [congress.eao.org](http://congress.eao.org) showcasing your clinical case for the chance to be invited in this session.

The best presentation will receive the European Prize for Clinical Video on Implant Dentistry and a cash prize of 1 000 €.

✓ 12:30 - 13:30 | Industry forums See page 13



✓ **13:45 - 15:00**

SESSION 9

### Recession around implants and teeth: what do I do?

CHAIRS

Gil Alcoforado (*Portugal*)  
Federico Ausenda (*Italy*)

Root coverage of gingival recessions  
**Sofia Aroca** (*France*)

The management of peri-implant soft tissue defects  
**Martina Stefanini** (*Italy*)

SESSION 10

### Full arch reconstructions: the surgical approach. When is it time to keep the dentition?

CHAIRS

Ignacio Sanz Sánchez (*Spain*)  
José Manuel Navarro (*Spain*)

Limitations of fully guided surgery (navigated or guided) - Static vs dynamic  
**Tiziano Testori** (*Italy*)

Are there indications to bone resection?  
**Georg Mailath-Pokorny Jr.** (*Austria*)

Ethical issues  
**Dominik Gross** (*Germany*)



SLIP PROGRAMME

### In the garden of modern Periodontal and Implant treatment: implants surrounded by teeth

Saving teeth with difficult prognosis using periodontal regeneration  
**Leonardo Trombelli** (*Italy*)

Improving patient prognosis using orthodontic treatment  
**Mario Aimetti** (*Italy*)



IAO PROGRAMME

### Implant "r"evolution: the synergy between soft-hard tissue management and restorative therapy

CHAIR

Carlo Monaco (*Italy*)

The implant prosthetic interface in respect to peri-implant tissues  
**Erierto Bressan** (*Italy*)  
**Gianluca Paniz** (*Italy*)

✓ **13:45 - 16:15** | Industry hands-on sessions See page 17

✓ **15:30 - 17:00**

### Borderline cases regarding failing implants: keep and treat or remove?

CHAIRS

Isabella Rocchietta (*Italy*)  
Francesco Cairo (*Italy*)

Perio

**Jose Nart** (*Spain*)

Surgery

**Vivianne Chappuis** (*Switzerland*)

Pros

**Alexis Ioannidis** (*Switzerland*)

PLENARY 2

✓ **15:30 - 19:00**



SLIP PROGRAMME

### In the garden of modern Periodontal and Implant treatment: implants surrounded by teeth

The issue of post extractive implant in periodontal patients  
**Nicola M. Sforza** (*Italy*)

Soft tissue reconstruction at implant site  
**Alessandro Crea** (*Italy*)

Long-term prognosis of implant therapy in periodontal patients  
**Rodolfo Gianserra** (*Italy*)

Treatment of peri-implantitis with modern reconstructive therapy  
**Mario Rocuzzo** (*Italy*)

When predictable periodontal treatment is not possible. The challenge of totally edentulous jaw  
**Luca Francetti** (*Italy*)



IAO PROGRAMME

### Implant "r"evolution: the synergy between soft-hard tissue management and restorative therapy

CHAIR

Marco Ronda (*Italy*)

LIVE SURGERY

Implant placement after 10mm vertical GBR in advanced bone defect in the esthetic zone

**Roberto Pistilli** (*Italy*)

**Massimo Simion** (*Italy*)

✓ **17:15 - 18:15** | EAO General Assembly

✓ **19:00 - 21:00** | EAO, IAO and SLIP members Happy Hour



Oral communications

Submit your abstract before May 23<sup>rd</sup> at [congress.eao.org](http://congress.eao.org) to present your research to your peers during dedicated sessions.

# Saturday 26<sup>th</sup> October

## BEYOND THE LIMITS

✓ 9:00 - 10:15

### SESSION 11

#### Beyond the limits of re-osseointegration

##### CHAIRS

Katja Nelson (*Germany*)  
Vivianne Chappuis (*Switzerland*)

Re-osseointegration in failed implant sites

**Hom-Lay Wang** (*USA*)

Materials in peri-implantitis treatment: today and tomorrow

**Frank Schwarz** (*Germany*)

### SESSION 12

#### Beyond the limits of prosthetic materials

##### CHAIRS

Stefan Wolfart (*Germany*)  
Vincent Fehmer (*Switzerland*)

Current developments from the dental material side, what are the hot topics?

**Sven Reich** (*Germany*)

Where do we have clinical evidence for new materials - a clinical and ethical dilemma?

**Benedikt Spies** (*Germany*)

Monolithic full arch restorations (within the full digital workflow)

**Piero Venezia** (*Italy*)



IAO & SidP JOINT PROGRAMME FOR DENTAL HYGIENISTS

#### Mantenimento a lungo termine degli impianti

##### MODERATORI

Silvia Masiero (*Italia*)  
Simone Roatti (*Italia*)

Fattori chirurgici che predispongono a complicanze biologiche

**Luigi Minenna** (*Italia*)

Fattori protesici che predispongono a complicanze biologiche

**Roberto Abundo** (*Italia*)

✓ 9:00 - 11:30 | Industry hands-on sessions See page 19

✓ 11:00 - 12:15

### SESSION 13

#### Beyond the limits of digital technologies

##### CHAIRS

Tali Chackartchi (*Israel*)  
Hendrik Terheyden (*Germany*)

Innovations in 3D printing

**Bilal Al-Nawas** (*Germany*)

Limitations in digital technology - Orthognathic surgery

**Federico Hernández Alfaro** (*Spain*)

Limitations in digital technology - Prosthodontics

**Wael Att** (*USA*)

### SESSION 14

#### Beyond the limits of hard and soft tissue augmentation. Soft tissue scaffolds: the next level

##### CHAIRS

Giovanni Zucchelli (*Italy*)  
David Nisand (*France*)

Limits of vertical augmentation

**Egon Euwe** (*Italy*)

Limits of soft tissue augmentation

**Alexandra Rendón** (*Mexico*)



IAO & SidP JOINT PROGRAMME FOR DENTAL HYGIENISTS

#### Mantenimento a lungo termine degli impianti

##### MODERATORI

Silvia Masiero (*Italia*)  
Simone Roatti (*Italia*)

Diagnosi e aspetti microbiologici delle malattie peri-implantari

**Cristiano Tomasi** (*Italia*)

Trattamento della mucosite e risultati attesi

**Giacomo Oldoini** (*Italia*)



**Oral communications**



Submit your abstract before May 23<sup>rd</sup> at [congress.eao.org](http://congress.eao.org) to present your research to your peers during dedicated sessions.

✓ **12:30 - 13:30** | **Industry forums** See page 13

✓ **13:45 - 14:00** | **Awards ceremony**

✓ **13:45 - 16:15**



IAO & SidP JOINT PROGRAMME  
FOR DENTAL HYGIENISTS

**Mantenimento a lungo  
termine degli impianti**

**MODERATORI**

Gabriella Grusovin (*Italia*)  
Sofia Drivas (*Italia*)

—  
Trattamento della peri-implantite  
e risultati attesi

**Alessandra Sironi** (*Italia*)

Procedure innovative per la decontaminazione  
degli impianti

**Antonio Sarnataro** (*Italia*)  
**Leoluca Valeriani** (*Italia*)

—  
Criteri di successo per il mantenimento  
degli impianti

**Silvia Masiero** (*Italia*)  
**Simone Roatti** (*Italia*)

✓ **14:00 - 15:30**

**Live fully robotic/digital  
pathway of treatment:  
from diagnostics to prosthodontics**

**CHAIRS**

Luca Cordaro (*Italy*)  
Luca Landi (*Italy*)

—  
**Sergio Piano** (*Italy*)  
**Lukas Fürhauser** (*Austria*)

PLENARY 3

**EAO**)))  
EUROPEAN ASSOCIATION  
FOR OSSEointegration

**Become an EAO member today  
and save up to 370€ on your registration.**

 **Visit [eao.org](http://eao.org)**

# Industry forums

Thursday 24<sup>th</sup> October

✓ 9:30 - 11:00



## Regenerative Biomaterials for Restoration of Alveolar Ridge Atrophy

### Speakers

Homa H Zadeh (*USA*)  
Pascal Valentini (*France*)  
Shahram Ghanaati (*Germany*)  
Sung Tae Kim (*South Korea*)  
Young Dan Cho (*South Korea*)

Alveolar Ridge Preservation (ARP) has been interceded to prevent significant alveolar bone atrophy after tooth extraction. In healed atrophic sites, Alveolar Ridge Augmentation will be necessary to restore bone volume. In the posterior maxilla, sinus augmentation is a strategy to regenerate adequate bone for implant therapy. There are a variety of protocols and biomaterial for each of these procedures. This is a continuous series of forum from last EAO 2023, and the panelist will deliver further updates of the biomaterials in selection of each case. The experts assembled in this session will discuss choices of biomaterial, protocols and outcomes that will be helpful for clinicians to avoid and manage alveolar ridge atrophy.

✓ 17:00 - 19:00



## The Power of Bioregeneration: New Treatment Concepts for your Dental Practice

### Speakers

Istvan Urban (*Hungary*)  
David Palombo (*Italy*)  
Daniele Cardaropoli (*Italy*)

Curious how Bioregeneration can contribute to the success of various dental treatments? Wondering how biologics with natural ingredients can elevate your patients' experience?

Prof. Istvan Urban, Dr. David Palombo, and Prof. Daniele Cardaropoli will share:

- The concept of Bioregeneration for horizontal bone augmentation, periodontal and peri-implant reconstruction, and soft tissue regeneration
- Scientific evidence and clinical cases reflecting its efficacy in hard and soft tissue healing
- Best practices and handling advice for your daily practice

Join us - we can't wait to welcome you!



More information available at [congress.eao.org](https://congress.eao.org)



## Simplified versatility. Innovative solutions for enhanced patient satisfaction

### Chair

Gabor Tepper (*Austria*)

### Speakers

TBD

In the fast-growing field of dental implantology, achieving the best treatment outcomes requires not only the adoption of cutting-edge technology but also a deep understanding of the patient's unique challenges and individual needs. This industry forum is designed to facilitate the integration of theoretical knowledge and their practical application. It will focus on treatment workflows that significantly enhance patient satisfaction through innovative treatment solutions. By merging theoretical insights and clinical case presentations, we aim to empower dental professionals with the necessary tools to navigate with confidence the complexities of modern implantology.

## Friday 25<sup>th</sup> October

🕒 12:30 - 13:30



### Inspiration TALKS: Future delivered – implant workflows and beyond

#### Speaker and chair

Martin Wanendeya (*United Kingdom*)

#### Speakers

Marco Toia (*Italy*)

Stijn Vervaeke (*Belgium*)

Innovation. Immediacy. Science. Connection. Choice. These important powerful words are at the very core of success – they empower you as dental professionals and deliver the future to your clinic. Discover an innovative and scientifically proven family of implant solutions, complete with a comprehensive restorative platform, regenerative solutions and digital workflow integration for clinical success and optimal patient care. Join Inspiration TALKS with a renowned panel of experts that will explore different clinical scenarios and present how to optimize your digital future today.



### Being immediate

#### Speakers

Alessandro Pozzi (*Italy*)

Edith Groenendijk (*The Netherlands*)

Enrico Agliardi (*Italy*)

Giacomo Fabbri (*Italy*)

Explore the benefits of streamlining and integrating digital workflows into immediate protocols at your practice. You will discover how innovative workflows enhance predictability and boost efficiency. Attendees will gain insights into optimizing patient outcomes, reducing treatment time, and navigating the evolving landscape of digital dentistry. From single-tooth to full-arch restorations, this is a unique opportunity to become knowledgeable in the digital tools shaping the future of dental implantology.



### Latest advancements to boost osseointegration and achieve modern patient-centered outcomes

#### Chair

Marco Esposito (*Italy*)

#### Speakers

Darko Bozic (*Croatia*)

Leonardo Muzzi (*Italy*)

Fulvio Gatti (*Italy*)

Achieving comfortable aesthetically-driven rehabilitations is the modern goal in implantology. Novel surface from Osstem aims to accelerate the osseointegration process and to increase cell proliferation for rapid healing.

Osstem is always committed to research and constant improvements in digital dentistry, such as the OneGuide system, aimed to offer the finest solutions to achieve a natural smile. Following this Industry Forum, you can learn about the latest advancements to boost osseointegration and achieve modern patient-centered outcomes.

## Saturday 26<sup>th</sup> October

🕒 12:30 - 13:30



More information available at [congress.eao.org](https://congress.eao.org)

# Hands-on sessions



## Thursday 24<sup>th</sup> October



🕒 13:45 - 16:15

### Indication and surgical procedure for bone regeneration with 3D-printing individualized titanium mesh

#### Speaker

Pierre Keller (*France*)

To achieve an appropriate positioning of dental implants, the use of individualized titanium meshes has been mentioned in scientific literature. Depending on the patient's bone defect, a customized titanium mesh can be design. The cad-cam manufacturing process through 3D printing promote an optimal fit between the mesh and the anatomical shape. Clinical procedures are continuously being enhanced to reduce surgery time and minimize patient trauma.

This workshop is suited to dentists aiming to achieve predictable results in bone regeneration by understanding the indications for Your3Dcage®(Biotech Dental) through various clinical images and video demos. The workshop will cover all stages of the technique from digital planning to surgical procedure and soft tissue management to ensure predictability in bone augmentation. The Your3Dcage® technique will be demonstrated through practical exercises on models during the workshop.



🕒 13:45 - 16:15

### How to minimize surgery in case of peri-implantitis and severe periodontitis

#### Speakers

Anton Friedmann (*Germany*)

Vincenzo Iorio-Siciliano (*Italy*)

Non-surgical treatments for severe periodontal and peri-implant infections focus on biofilm removal and inflammation control, pivotal for halting tissue and bone destruction. These treatments underscore sub-gingival mechanical intervention, addressing the local and systemic implications of periodontitis. Current practices aim for pocket closure and reduced inflammation but face limitations in deep or complex pockets. Adjunctive materials, like hypochlorite/amino acid and hyaluronic acid gels, show promise in enhancing treatment outcomes, including bio-film reduction and tissue regeneration. A novel therapy, integrating these adjuncts, significantly improves periodontal health and pocket closure rates. This approach also offers hope in managing peri-implant defects non-surgically, underscoring its potential against complex intraoral conditions and enhancing patient satisfaction. This session is going to cover the scientific and clinical evidence for this novel concept.



🕒 13:45 - 16:15

More information available at [congress.eao.org](http://congress.eao.org)

## Regenerative techniques with hard and soft tissue solutions

### Speaker

Luca De Stavola (*Italy*)

Bone regeneration is an important part of daily implant therapy. In many cases soft tissue augmentation is a significant part of the treatment since it impacts strongly the esthetic outcome. The aim of this workshop is to define bone augmentation and soft tissue augmentation strategies considering also the value of substitute tissues (hard and soft) in many clinical applications. The didactic hands-on exercises will involve soft tissue augmentation around teeth and implants on animal jaws and bone vertical augmentation on customized models.



# Friday 25<sup>th</sup> October



📌 9:00 - 11:30

## Regeneration of peri-implantitis infraosseous defects via a submerged GBR approach

### Speaker

Hom-Lay Wang (*USA*)

Implant complications pose a significant challenge for dentists involved in implant placement. This hands-on exercise aims to train participants in the newly developed «EP-DDS protocol - submerged GBR approach» for managing peri-implant defects. Specifically, a newly introduced SMRT™ process collagen membrane, which preserves the collagen structure without crosslinking or chemical modification, will be utilized for regeneration. Hands-on exercises will be performed on customized models.



📌 9:00 - 11:30

## Advanced biomaterials & implant-abutment connection for long-term success

### Speakers

Roberto Abundo (*Italy*)  
Roberto Molinari (*Italy*)

Dive into the realm of regenerative dentistry with our comprehensive exploration of cross-linked collagen biomaterials, ideal for socket preservation and bone augmentation. This journey spans the theoretical underpinnings to tangible clinical successes. We'll also delve into the synergy of one-time abutment procedures paired with a digital workflow, emphasizing tissue maintenance. Our hands-on sessions bring theory to practice, featuring horizontal bone augmentation techniques on pig jaws and precise implant placements with digital impressions on resin models, setting the stage for predictable, long-term outcomes.



📌 9:00 - 11:30

## The bioregenerative GBR approach in large bone defects for faster and predictable outcomes

### Speaker

Mario Beretta (*Italy*)

Understanding biological principles is key for restoration of the alveolar ridges. Conventional bone grafting techniques can be complex and unpredictable in cases of severe bone loss. This workshop introduces participants to latest GBR techniques for dental bone regeneration, aiming to simplify procedures, reduce healing time and enhance success rate. The workshop includes a 30min lecture and 2h hands-on, where participants learn how to perform reliable GBR in common clinical scenarios with the use of resorbable membranes, particulate bone grafts, and innovative biologics like REGENFAST®.



📌 9:00 - 11:30

## The success of post extractive implants: management of hard and soft tissue and positioning in prosthetic guided surgery

### Speakers

Giulio Rasperini (*Italy*)  
Francesco Zingari (*Italy*)  
Filippo Tomarelli (*Italy*)

The proper management of hard and soft tissues ensures long-term implant success. In post-extraction sites, it is crucial to consider all aspects involved in achieving an optimal outcome that satisfies the patient. New digital technologies serve as important allies for predictability and replicability during the procedure. The speakers will delve into the key aspects to be considered in achieving desired aesthetic and functional results.





9:00 - 11:30

### The management of bone defects with autogenous bone

**Speaker**

Stefano Trasarti (Italy)

In this first part of the hands-on session the participant will be involved in the management of the small defects around the implants. Will be introduced a minimally invasive technique to manage these defects using only autogenous bone. This session is aimed to the neophyte and to the most experienced colleague. In the second part the participants will be involved in the harvesting techniques to manage horizontal and 3D defects. Following the Khoury technique, will guide the colleagues step by step to treat these defects. Results over the years will be presented. The purpose is to intrigue the clinicians.



9:00 - 11:30

### Digital: revolutionizing implant dentistry

**Speakers**

Alessandro Pozzi (Italy)

Mario Imburgia (Italy)

In this hands on session we will delve into the digital transformation of single tooth immediate implant placement through to the All-on-4 treatment concept, leveraging innovative technologies such as X-Guide, intraoral scanning, and DTX Studio software. These tools collectively revolutionize treatment planning, precision, and patient outcomes. X-Guide combines fast, accurate, minimally invasive implant placement with conversion-free dentistry for full arch cases. Intraoral scanning facilitates detailed digital impressions for precise prosthetic design, while photogrammetry provides comprehensive 3D anatomical data. DTX Studio software streamlines treatment planning and communication among dental teams & helps you drive case acceptance. Through a blend of these digital advancements, single tooth rehabilitation & All-on-4 protocol enters a new era of personalized, efficient, and high-quality dental care. This is a unique opportunity to get insights into the digital tools shaping the future of implant dentistry.



9:00 - 11:30

### Enhanced Osseointegration with Osteo-immunology and sticky bone protocols

**Chair & Speaker**

Elisa Choukroun (France)

**Speakers**

Jerome Surmenian (France)

Luis Bessa (Portugal)

Marco Montanari (Italy)

Mauricio Araujo (Brazil)

Joseph Choukroun (France)

Osseointegration, wound healing & bone loss are controlled by the immune system. Peri-implantitis occurs when the immune system fails to remodel the bone around implants.

This session aims to present solutions:

- to enhance the immune response for faster bone formation (socket management and bone augmentations)
- to avoid immune dysfunctions leading to bone loss.

PRF sticky bone is able to reduce inflammation into bone grafts & to promote angiogenesis. Full demo by Joseph Choukroun.



13:45 - 16:15

### Digital implant planning and execution – from simple to complex

**Speakers**

Steven Campbell (United Kingdom)

Eimear O'Connell (United Kingdom)

This lecture and hands-on workshop will cover fully digital implant workflows, including prosthetic planning, guided surgery and restoration for single tooth and full arch cases. Utilizing a cloud-based platform, speakers will demonstrate how to effectively communicate and collaborate amongst clinicians, laboratory technicians and patients. At the conclusion of this session, participants will understand what digital technologies are available, how to select the right technology for you, and how to integrate these digital technologies into your implant workflows for predictable outcomes.



📌 13:45 - 16:15

More information available at [congress.eao.org](http://congress.eao.org)



📌 13:45 - 16:15

### Revolutionizing Bone Regeneration with the L-Shape Technique

#### Speaker

Alfonso Gil (*Spain*)

Implant placement in atrophic ridges or in the anterior area is a clinical challenge for every surgeon. Practically an implant can be reconstructed by carefully following three steps: flap design, bone graft customization, and membrane stabilization. By performing the L-Shape technique, implants can be placed early or delayed in any atrophic ridge and regenerate the necessary bone for an ideal aesthetic and biological result.



📌 13:45 - 16:15

### 4-mm-short implants in the rehabilitation of the atrophic jaws

#### Speaker

Pietro Felice (*Italy*)

Short dental implants are used as an alternative to vertical bone augmentation procedures in the fixed rehabilitation of patients with atrophic jaws. Scientific literature reports that 4-mm-short implants can be an advantageous option, reducing rehabilitative times, post-operative morbidities and costs. The aim of this workshop is to guide the clinician through a correct and safe 4-mm-short implant placement and prosthetic rehabilitation, according to the right indications. Clinical- and evidence-based suggestions will be given in order to achieve predictable and stable results over time.



📌 13:45 - 16:15

### GBR for vertical and horizontal ridge augmentations

#### Speaker

Hélène Arnal (*France*)

Guided bone regeneration techniques using resorbable membranes with staged approaches often fall short of the recommended peri-implant bone volume criteria. The Sausage Technique is one of the least invasive scientifically documented technique for horizontal bone augmentation. Moreover, this technique provides most horizontal bone gain than classical GBR techniques. Vertical GBR using PTFE membranes is well documented and is the most frequently used procedure for vertical augmentations. It allows the surgeon to regenerate a ridge thickness in line with the recommended peri-implant bone volume criteria. This workshop will be about the key points required to perform predictable augmentations.



📌 13:45 - 16:15

### Mastering horizontal and vertical defect for bone regeneration

#### Speakers

Fabrizio Colombo (*Italy*)  
Francesco Mintrone (*Italy*)

Vertical and horizontal ridge augmentation aim to regenerate significant volume of vital bone and also hold multiple challenges: proper analysis and diagnostic of patient morphology and atrophy, treatment planning, choice of regenerative techniques and biomaterials...

This workshop aims to provide the participants with scientific state of the art on vertical and horizontal ridge augmentation, guidelines for treatment protocols and reproducible techniques that can be used in daily practice.

# Saturday 26<sup>th</sup> October



9:00 - 11:30

More information available at [congress.eao.org](http://congress.eao.org)



9:00 - 11:30

## Indication and surgical procedure for bone regeneration with 3D-printing individualized titanium mesh

### Speaker

Pierre Keller (*France*)

To achieve an appropriate positioning of dental implants, the use of individualized titanium meshes has been mentioned in scientific literature. Depending on the patient's bone defect, a customized titanium mesh can be design. The cad-cam manufacturing process through 3D printing promote an optimal fit between the mesh and the anatomical shape. Clinical procedures are continuously being enhanced to reduce surgery time and minimize patient trauma.

This workshop is suited to dentists aiming to achieve predictable results in bone regeneration by understanding the indications for Your3D-cage®(Biotech Dental) through various clinical images and video demos. The workshop will cover all stages of the technique from digital planning to surgical procedure and soft tissue management to ensure predictability in bone augmentation. The Your3Dcage® technique will be demonstrated through practical exercises on models during the workshop.



9:00 - 11:30

More information available at [congress.eao.org](http://congress.eao.org)



9:00 - 11:30

## All-on-4 Digitale: rivoluzionare l'implantologia

### Speakers

Alberto Pitino (*Italy*)  
Massimo Natale (*Italy*)

Hands-on session held in Italian



In questa sessione pratica approfondiremo la trasformazione digitale del concetto di trattamento All-on-4, sfruttando tecnologie innovative come X-Guide, la scansione intra-orale e il software DTX Studio. Questi strumenti rivoluzionano insieme la pianificazione del trattamento, la precisione e i risultati per i pazienti. X-Guide unisce un posizionamento dell'impianto rapido, accurato e minimamente invasivo con l'odontoiatria senza conversione per i casi di edentulia di arcata completa.

La scansione intra-orale facilita l'acquisizione di impronte digitali dettagliate per una progettazione protesica precisa, mentre la fotogrammetria fornisce dati anatomici 3D completi. Il software DTX Studio ottimizza la pianificazione del trattamento e la comunicazione tra i team odontoiatrici e aiuta a favorire l'accettazione dei casi da parte dei pazienti. Attraverso una combinazione di questi progressi digitali, il protocollo All-on-4 entra in una nuova era di cure personalizzate, efficienti e di alta qualità. Questa è un'opportunità unica per acquisire esperienza pratica e conoscenze riguardo agli strumenti digitali che plasmano il futuro dell'implantologia.



9:00 - 11:30

## Modern surgical templates and workflows for the treatment of aesthetics and full-arch restorations

### Speaker

Marco Tallarico (*Italy*)

The All-on-X concept employs 4 or more implants supporting a pre-fabricated prosthesis. With the aim to improve overall success, modern surgical templates can be fabricated without metallic sleeves, and as multi-piece (or stackable), reaching a level of accuracy never seen before. The novel-designed surgical templates allow for a reduction in chairside time, particularly in the case of immediate implants/loading, but also enable work in narrow spaces, achieving a high level of esthetics in the anterior area. Through hands-on practice, you'll learn how to easily approach advanced and complex cases, mastering the fundamentals of surgical and prosthetic workflows using the OneGuide system and modern surgical templates.



9:00 - 11:30

### Prosthetically guided full arch rehabilitation: the Pcube workflow

#### Speaker

Alberto Pispero (*Italy*)

The aim of this workshop is to provide participants with the fundamental knowledge to approach a fully digital workflow in prosthodontically guided full arch rehabilitation. A central role is reserved for the Pcube protocol, a system of modular templates that ensures benchmark levels of accuracy. The workshop includes hands-on exercises covering digital treatment planning, surgical guide fixation, implant placement, and provisional restoration delivery.



9:00 - 11:30

### “The Patients Choice”: Immediate implant placement with zirconia implants

#### Speakers

Karl Ulrich Volz (*Switzerland*)

Moritz Kneer (*Switzerland*)

Immediate implant placement with ceramic implants means a significant acceleration of the process for patient and practitioner with a significant reduction in appointments while maintaining anatomy and esthetics.

S3 guidelines on ceramic implants and peri-implantitis, the latest statements on immediate implantology and the study situation underline the evidence in addition to convincing success rates and positive empirical data.

A comprehensive understanding of all biological and mechanical parameters is crucial for a predictable result in order to successfully implant ceramics in all alveoli immediately.

Dr. Volz draws on 33 years of experience and over 30,000 personally placed ceramic implants, including around 20,000 immediate implants.



# Highlights of the congress

DAY  
1

## The challenge of multiple missing teeth in the aesthetic zone



DAY  
2

## Borderline cases regarding failing implants: keep and treat or remove?



DAY  
3

## Live fully robotic/digital pathway of treatment: from diagnostics to prosthodontics



# Thanks to our sponsors and exhibitors

(list of confirmed partners as of April 17<sup>th</sup>)

[Click here to view the most updated list](#) on our website

## Diamond



## Platinum



## Publishing partners




## Gold



## Silver



## Bronze



# Unique experiences in Milan



## Duomo di Milano (Milan Cathedral)

Witness the grandeur of the Duomo, a Gothic masterpiece, as its intricate spires dominate the skyline, offering panoramic views of the city from its terrace.



## The Last Supper at Santa Maria delle Grazie

Experience this iconic portrayal of Jesus and his disciples, meticulously crafted by the legendary Renaissance artist Leonardo da Vinci.

## Galleria Vittorio Emanuele II

Admire the ornate architecture of Galleria Vittorio Emanuele II, a historic shopping gallery housing upscale shops, restaurants, and cafes, providing a sophisticated and glamorous atmosphere.



## Quadrilatero della Moda (Fashion District)

Indulge in luxury shopping in the Quadrilatero della Moda, where high-end boutiques and designer stores line the streets, defining Milan as a global fashion capital.



## Risotto alla Milanese

This classic dish from the Lombardy region of northern Italy is characterized by creamy Arborio rice infused with saffron, resulting in a rich, golden-hued delicacy.



## Navigli District

Stroll along the picturesque Navigli canals, lined with trendy cafes, boutiques, and art studios, creating a lively and charming atmosphere.



## Pinacoteca di Brera

Don't miss this renowned art gallery, housing an extensive collection of masterpieces by Italian Renaissance artists like Raphael and Caravaggio.





## Leonardo da Vinci National Museum of Science and Technology

Explore the genius of Leonardo da Vinci through interactive exhibits at this museum, showcasing his contributions to science, technology, and art.

## Teatro alla Scala

Experience the grandeur of opera at Teatro alla Scala, one of the world's most famous opera houses, hosting performances by renowned artists in a sumptuous setting.



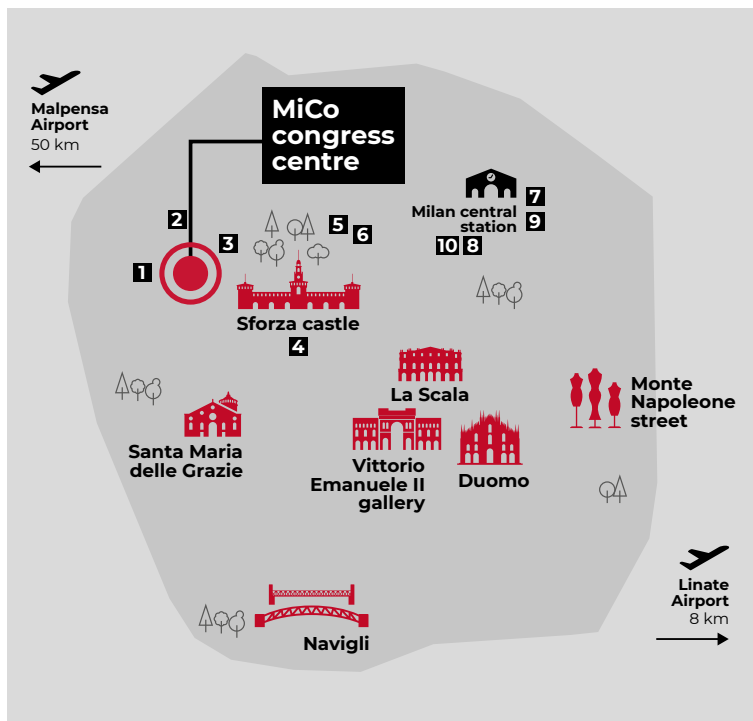
## Sforza Castle

Explore the historic Sforza Castle, a fortress-turned-museum housing a diverse collection of art and artifacts, including works by Michelangelo and Canaletto.

# Accommodation

We have negotiated rates with a selection of hotels in different areas across Milan to make your stay an unforgettable experience.

Please note that EGA is the official booking agency for the IAO-EAO-SIdP joint meeting 2024. The only official correspondence you should receive will be from the EAO or EGA.



## MiCo area

(5 min by taxi / less than 15 min walking)

- |                              |            |
|------------------------------|------------|
| <b>1</b> Melià Milano        | from 340 € |
| <b>2</b> Enterprise          | from 354 € |
| <b>3</b> City Life Poliziano | from 225 € |

## Historical centre

(10 min by taxi / 25 by metro)

- |                           |            |
|---------------------------|------------|
| <b>4</b> UNAHOTELS Cusani | from 274 € |
|---------------------------|------------|

## Porta Nuova

(15 min by taxi / 25 by metro)

- |                                    |            |
|------------------------------------|------------|
| <b>5</b> NH Palazzo Moscova        | from 294 € |
| <b>6</b> NH Collection Porta Nuova | from 304 € |

## Central station

(25 min by taxi / 30 by metro)

- |                              |            |
|------------------------------|------------|
| <b>7</b> Starhotels Echo     | from 265 € |
| <b>8</b> UNAHOTELS Century   | from 214 € |
| <b>9</b> Starhotels Anderson | from 235 € |
| <b>10</b> NYX                | from 245 € |

— 500 mt  
 ■ City centre



See more hotels  
and book your room on  
**congress.eao.org**

Prices are based on a standard single room, with breakfast, excluding city tax.

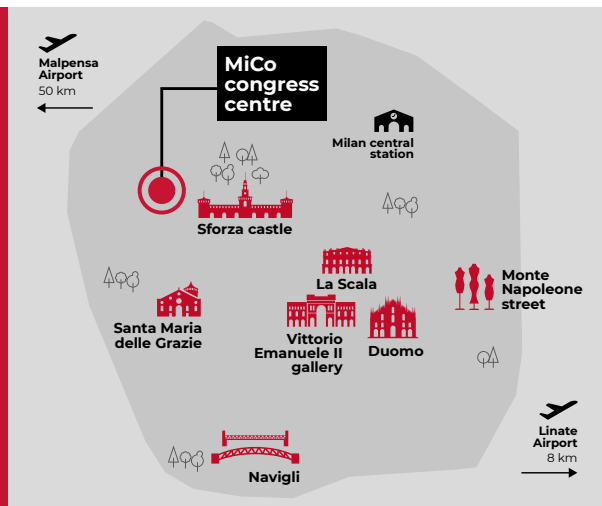
# General information

## ✓ Date

from **Thursday 24<sup>th</sup> October**  
to **Saturday 26<sup>th</sup> October 2023**

## 📍 Venue

**MiCo - Milano Convention Centre**  
Piazzale Carlo Magno, 1  
20149 Milano, Italy



## Official language

The official language of the IAO-EAO-SIdP joint meeting 2024 is English.  
**Translation through AI into 50+ languages will be available.**

The IAO & SIdP joint programme for dental hygienists (Saturday 26<sup>th</sup> October) will be held in Italian (translation through AI available).



## Exhibition

An exhibition will be held during the congress. It will offer an excellent opportunity for companies to display their products.

Companies wishing to exhibit may obtain information by sending a message to [sponsorship@eao.org](mailto:sponsorship@eao.org)

## How to get to MiCo?

We encourage the use of public transportation and MiCo is located very close from two metro stations:

**M1** Portello

**M5** Amendola

## Contacts

**Congress Management**  
**Vincent Laudun**

[v.laudun@eao.org](mailto:v.laudun@eao.org)  
+33 1 42 36 62 21

**Registration**  
**Laura Sabri**

[laura.sabri@15-mai.com](mailto:laura.sabri@15-mai.com)  
+33 6 48 69 52 05

**Accommodation**  
**EGA agency**

[accommodation.eao@ega.it](mailto:accommodation.eao@ega.it)

# Register now and save money

 congress.eao.org

	Until June 27 <sup>th</sup>	Until October 18 <sup>th</sup>	After October 18 <sup>th</sup> and onsite
EAO members	<b>350 €</b>	590 €	720 €
EAO young professionals members	<b>180 €</b>	450 €	600 €
EAO student members	<b>99 €</b>	390 €	540 €
Non members	<b>720 €</b>	840 €	960 €
Group registrations (10 participants minimum)	690 € per person until July 25 <sup>th</sup>		



Become an EAO member and **save 370 €** on your registration fee.



ITALIAN ACADEMY OF OSSEointegration



Società Italiana di Parodontologia e Implantologia

**IAO and SIdP members**

Please contact the secretariat of your association to be registered for free:

**iaomilano@mvcongressi.it**  
**segreteria@sldap.it**



## Improve your congress experience by becoming an EAO, IAO or SIdP member



### Access to Members Lounge

Make the most of your congress experience

and grab a bite between sessions or network with colleagues in the Members Lounge. You can also skip the crowds and have the opportunity to watch a live broadcast of the sessions taking place in the plenary room.



### Members and Faculty dinner at La Pelota

**100 € per person**  
**Thursday 24<sup>th</sup> October**

In the heart of Milan's artistic Brera district, La Pelota, a former Basque pelota gymnasium, will provide a unique and memorable venue for this dinner.

*Please note that places are limited and will be allocated on a first-come first-served basis.*



### Happy Hour

**Free exclusive access**

**Friday 25<sup>th</sup> October**

Enjoy some drinks and snacks with your peers in a trendy Milanese venue.

## The onsite congress registration fee includes:

- access to all conference rooms, exhibition area and ePosters zone
- congress documents including the final programme, digital abstract book (COIR) and congress app
- coffee breaks and lunches

**Optional** (with additional cost):

- industry hands-on sessions (99 €)
- "My first implant" session (100 €)
- Members and faculty dinner (100 €) reserved for EAO, IAO and SIdP members

## Cancellation policy

All registration cancellations must be done by email to Laura Sabri: **laura.sabri@15-mai.com**

**Until July 25<sup>th</sup>**

Total refund of the registration fees paid, less a 70 € administrative fee.

**From July 26<sup>th</sup> to September 26<sup>th</sup>**

Reimbursement of 50% of the fees paid. With no payment received before cancellation, this amount will still remain due.

**After September 26<sup>th</sup>**

No refund. With no payment received before that date, the total amount will still remain due to the congress office. Queries will not be accepted after the event.

# A Career-Long Partnership

## Become an EAO member:

Access the best scientific knowledge, education and networking in and amongst the finest minds in the field of implant dentistry. The EAO will be with you every step of the way.



### Your Professional Partner

EAO's global network is a constant in your career, offering support, mentorship, and collaboration opportunities from graduation to reaching the pinnacle of your implant dentistry career.



### Sustained Career-Long Support

We understand the challenges and milestones that mark a successful career in implant dentistry and provide tailored resources and guidance every step of the way.



### Continuous Learning & Growth

EAO membership keeps you ahead of the curve with ongoing education, workshops and conferences on the latest advancements in the field of implant dentistry.

### Membership benefits:



Exclusive access to high-level scientific and video content on the EAO Online Library.



Online access to Clinical Oral Implant Research (COIR) & International Journal of Prosthodontics (IJP).



Discounted registration rate for the IAO-EAO-SIdP joint meeting 2024, plus exclusive networking opportunities.

SAVE UP TO 370€